



ಬೃಹತ್ ಬೆಂಗಳೂರು ಮಹಾನಗರ ಪಾಲಿಕೆ
Bruhat Bengaluru Mahanagara Palike



BBMP COVID-19 WAR ROOM 17.03.2022



OVERVIEW OF COVID-19 IN BENGALURU

CASE TRENDS ACTIVE CASES **1,719**

Confirmed Cases 99 17,80,694 #	Recovered Cases 116 17,62,027 #	Death Cases 2 16,948 #
---	--	-------------------------------------

HOSPITALIZATION **44**

ICU – V 6	ICU 10	HDU 6	General 22
---------------------	------------------	-----------------	----------------------

INCLUDES GOVT. QUOTA AND PRIVATE WALK-IN HOSPITALIZATION

VACCINATION **11,973** 1,81,75,625 #

First Dose 989 92,89,474 #	Second Dose 9,545 85,79,020 #	Precaution Dose 1,439 3,07,131 #
---	--	---

TRIAGING

MTU
39

Tele Triage
87

ACTIVE CZs
3

MCZs (< 5 cases)
1

Clusters (> 5 cases)
2

TESTING **12,238** 2,94,98,243 #

Positivity : 0.80% <small>*FOR LAST 7 DAYS</small>	RAT 1,475	RTPCR 10,763
--	---------------------	------------------------

: indicates cumulative numbers till date



ABSTRACT OF COVID-19 SCENARIO IN BENGALURU


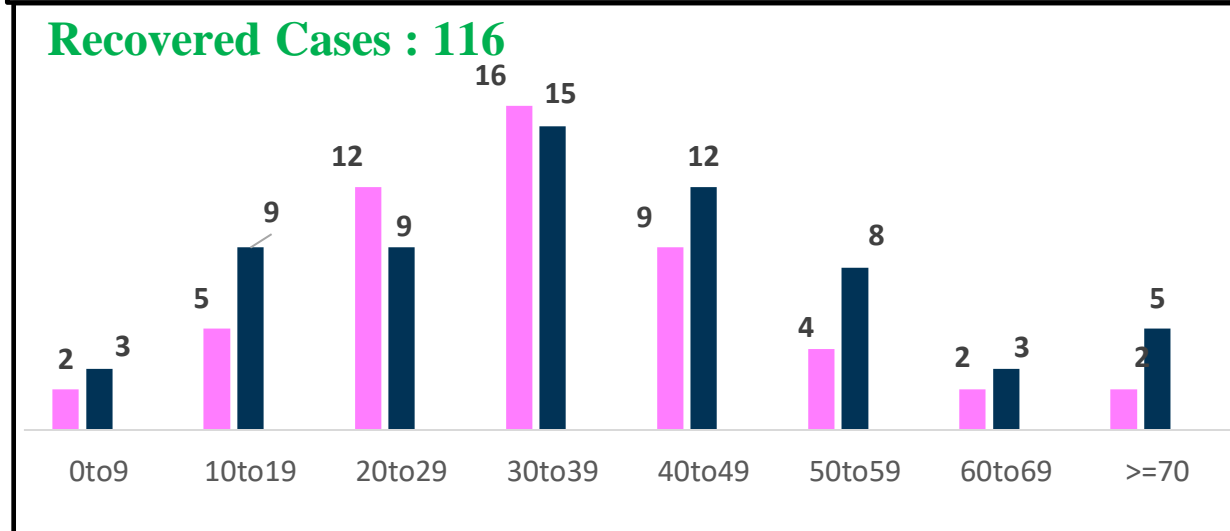
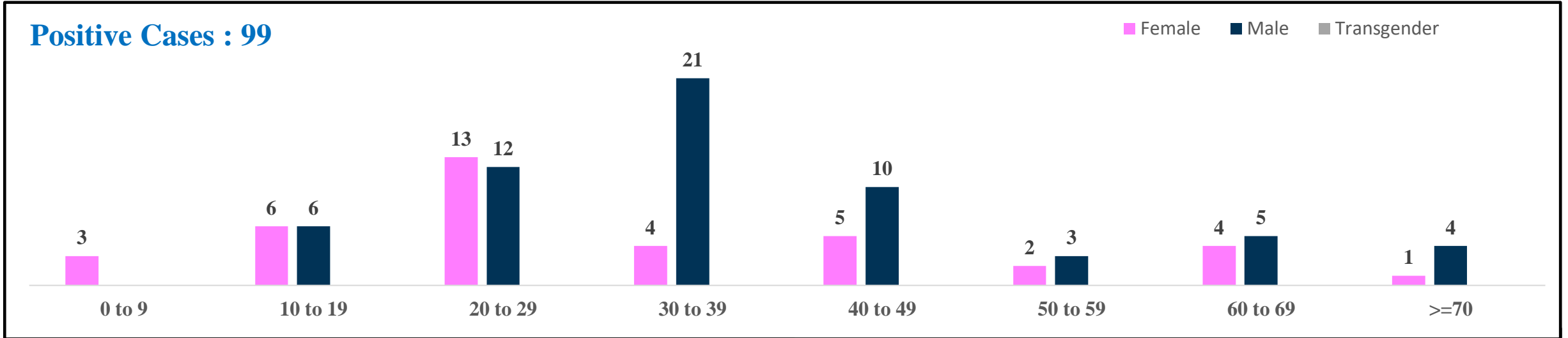


	MALE			FEMALE			TRANSGENDER			TOTAL		
	Last 24 Hours	Last 7 Days	Cumulative	Last 24 Hours	Last 7 Days	Cumulative	Last 24 Hours	Last 7 Days	Cumulative	Last 24 Hours	Last 7 Days	Cumulative
Positive Cases	61	408	10,53,179	38	271	7,27,324	0	0	191	99	679	17,80,694
Recovered Cases	64	599	10,40,886	52	626	7,20,958	0	0	183	116	1,225	17,62,027
Death Cases	1	4	10,736	1	3	6,208	0	0	4	2*	7	16,948
Total Tests Done	In Last 24 hrs. : 12,238			In last 7 days : 85,369			Cumulative : 2,94,98,243					
Vaccine Doses Administered	In Last 24 hrs. : 11,973			In last 7 days : 1,09,479			Cumulative : 1,81,75,625					
ACTIVE CASES							1,719					

*Covid deaths occurred today : 00 | Covid deaths occurred beyond last 24 hrs., reported today : 02

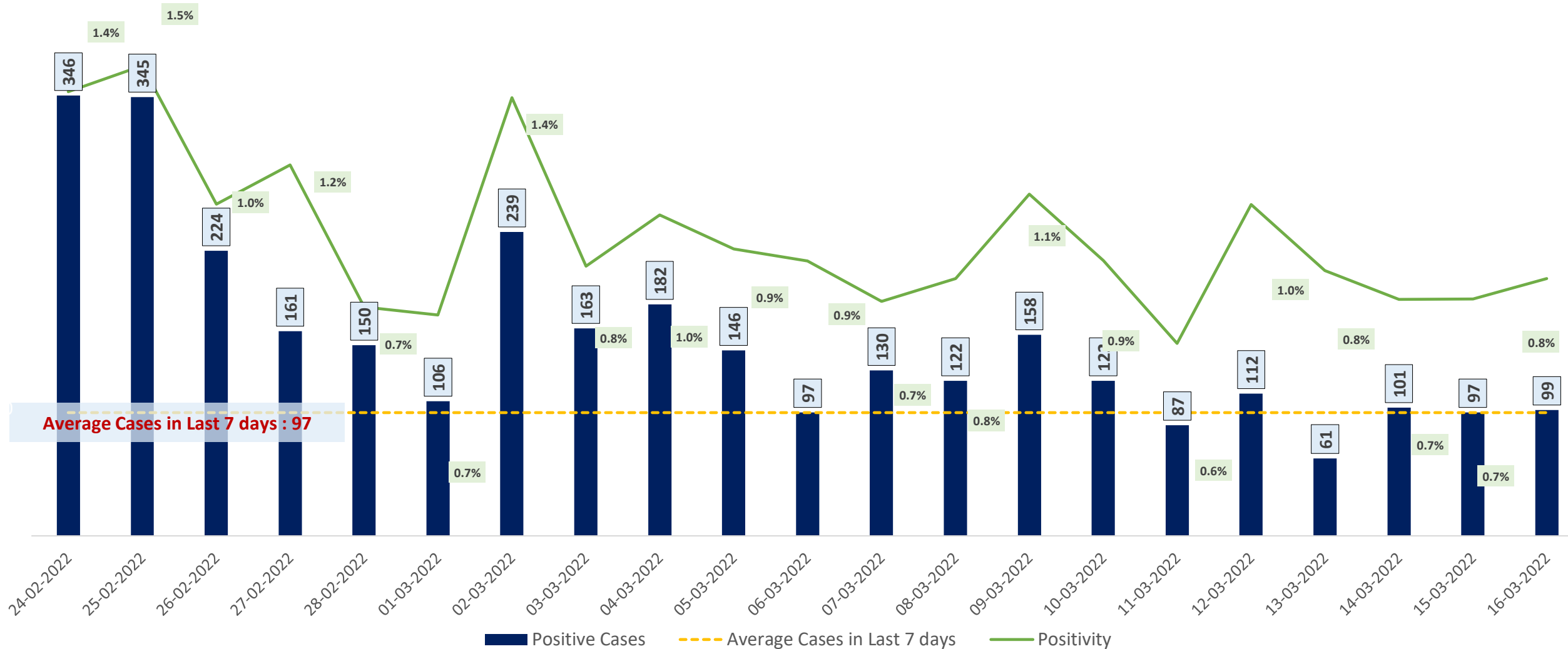


LAST 24 HOURS AGE GROUP AND GENDER WISE DISTRIBUTION



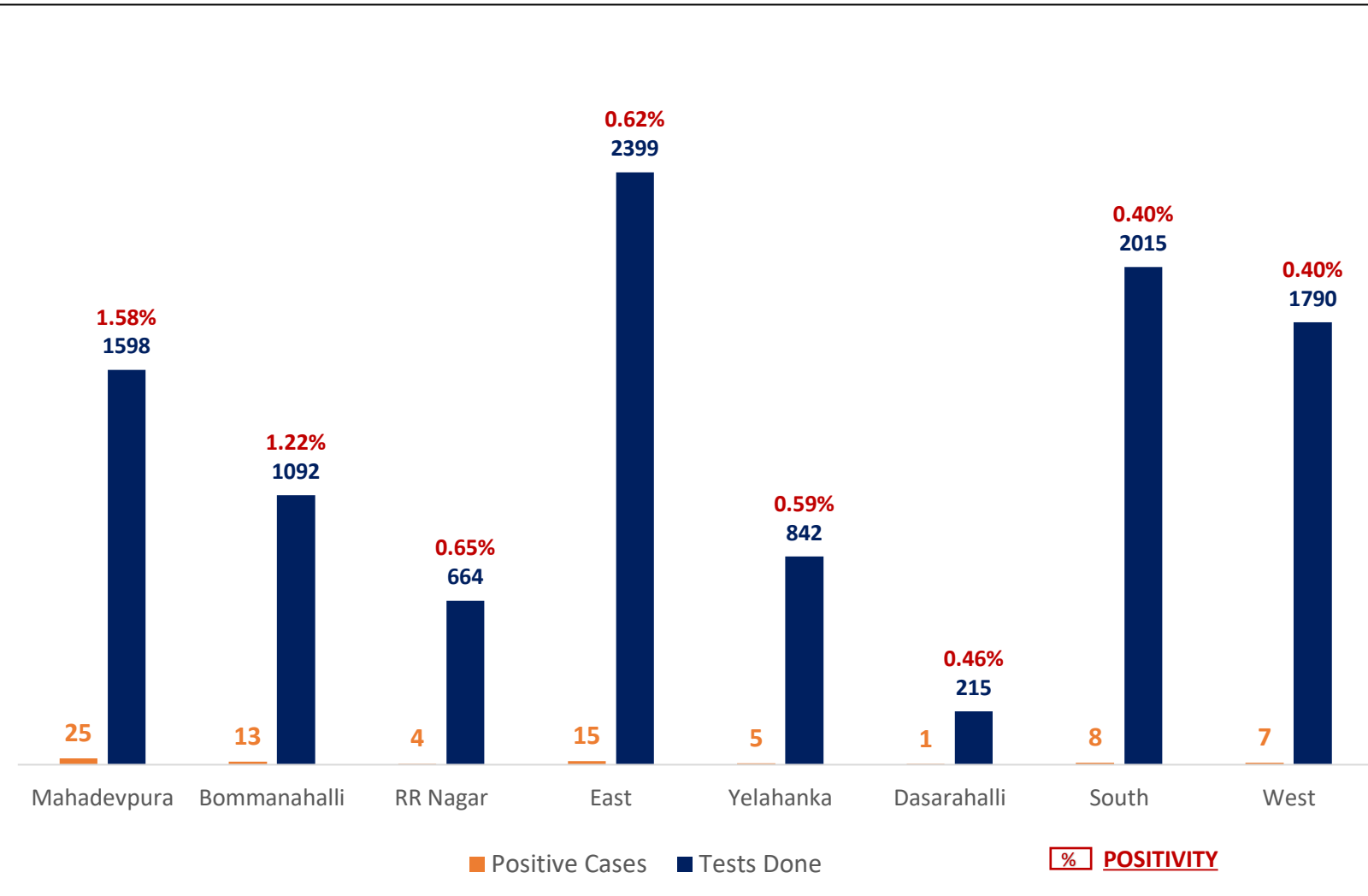


POSITIVITY RATE OF BENGALURU – LAST 21 DAYS





ZONE WISE COVID19 CASE MANAGEMENT FOR LAST 7 DAYS



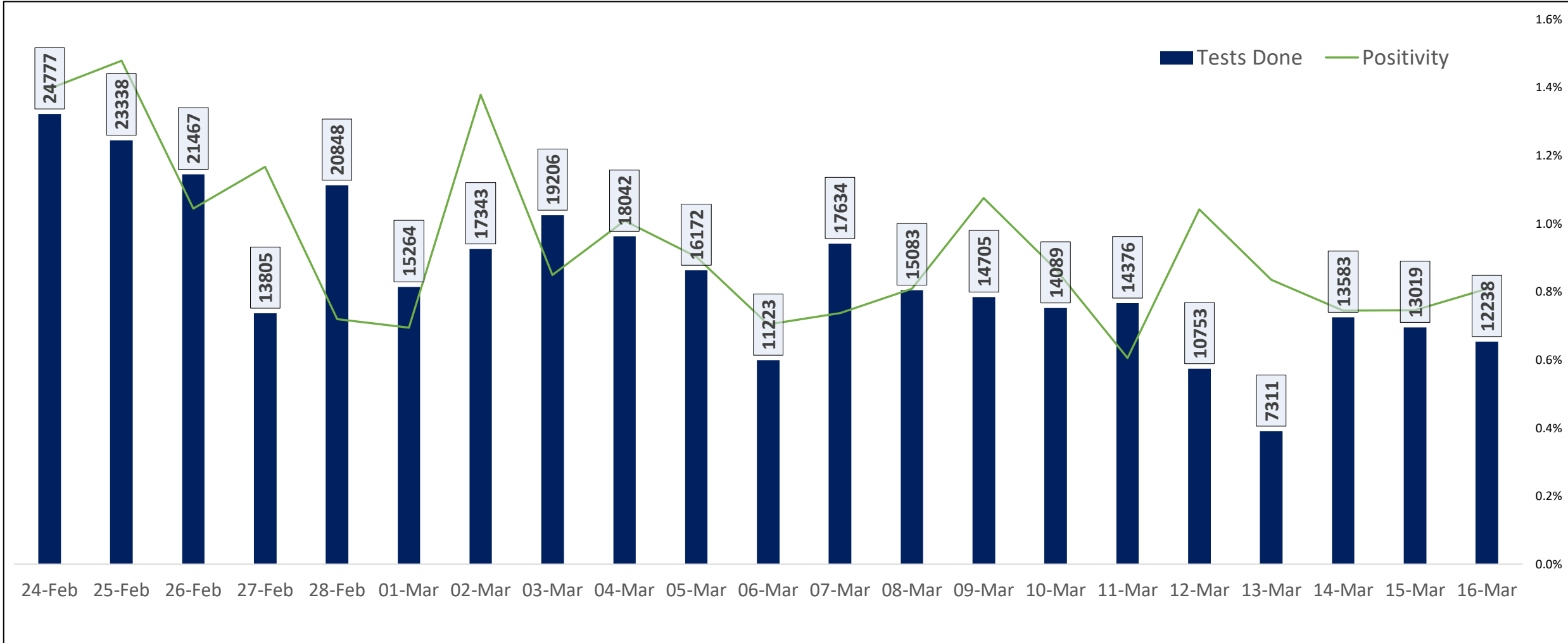
Zone Name	Hospital/ CCC	Home isolation	Under Tracing
BOMMANAHALLI	3.80%	96.20%	0.00%
DASARAHALLI	0.00%	100.00%	0.00%
EAST	9.09%	90.91%	0.00%
MAHADEVAPURA	3.91%	96.09%	0.00%
RR NAGAR	7.14%	92.86%	0.00%
SOUTH	2.33%	97.67%	0.00%
WEST	8.82%	91.18%	0.00%
YELAHANKA	11.11%	88.89%	0.00%



TESTING TRENDS IN BENGALURU

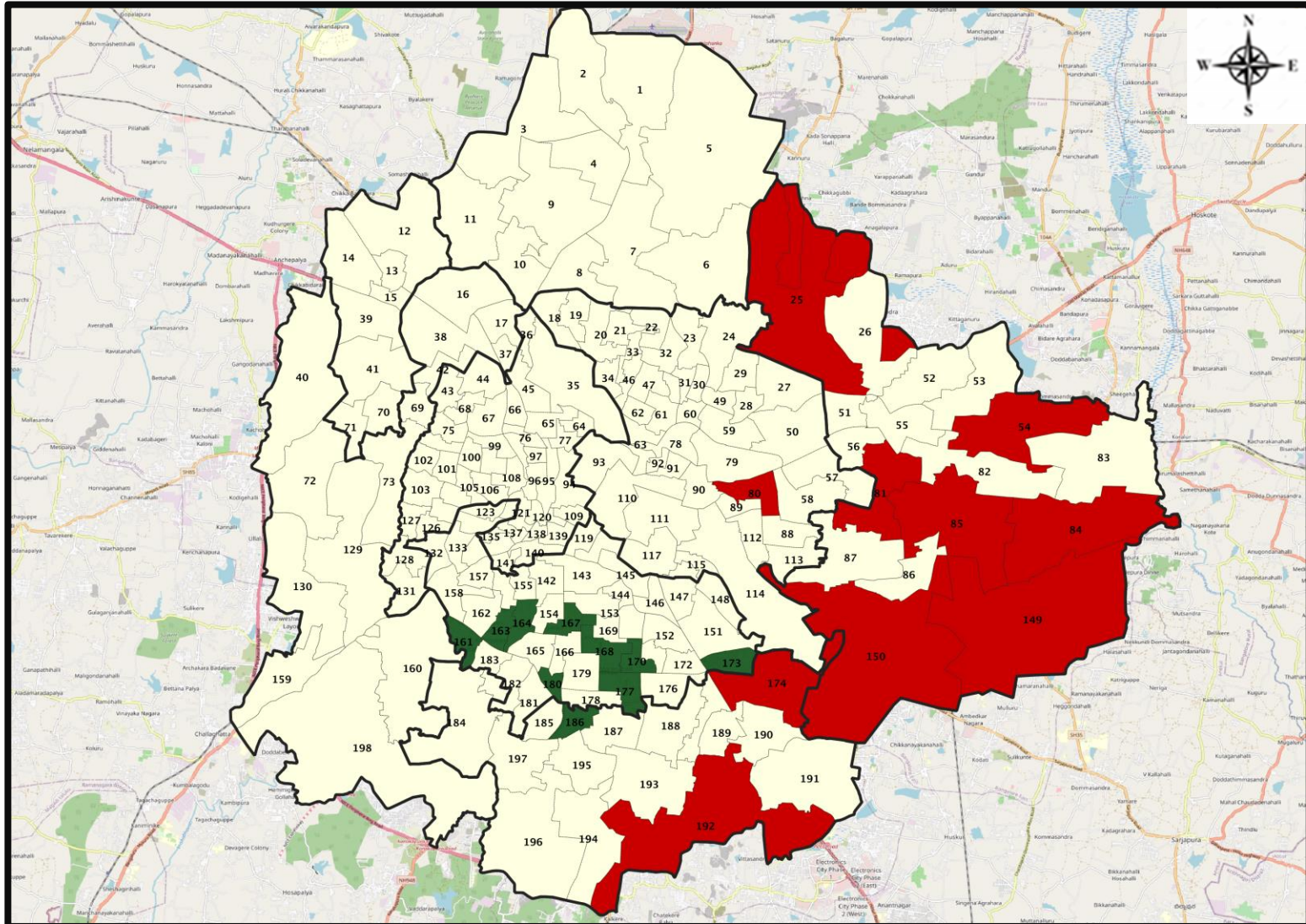


Total Test Conducted Till Date	Test Conducted Last 24 hours	Last 7 Days Average
2,94,98,243	12,238	12,196





BENGALURU URBAN MAP SHOWING TREND OF POSITIVE CASES IN LAST 7 DAYS



Top 10 wards reporting highest number of positive cases in last 7 days

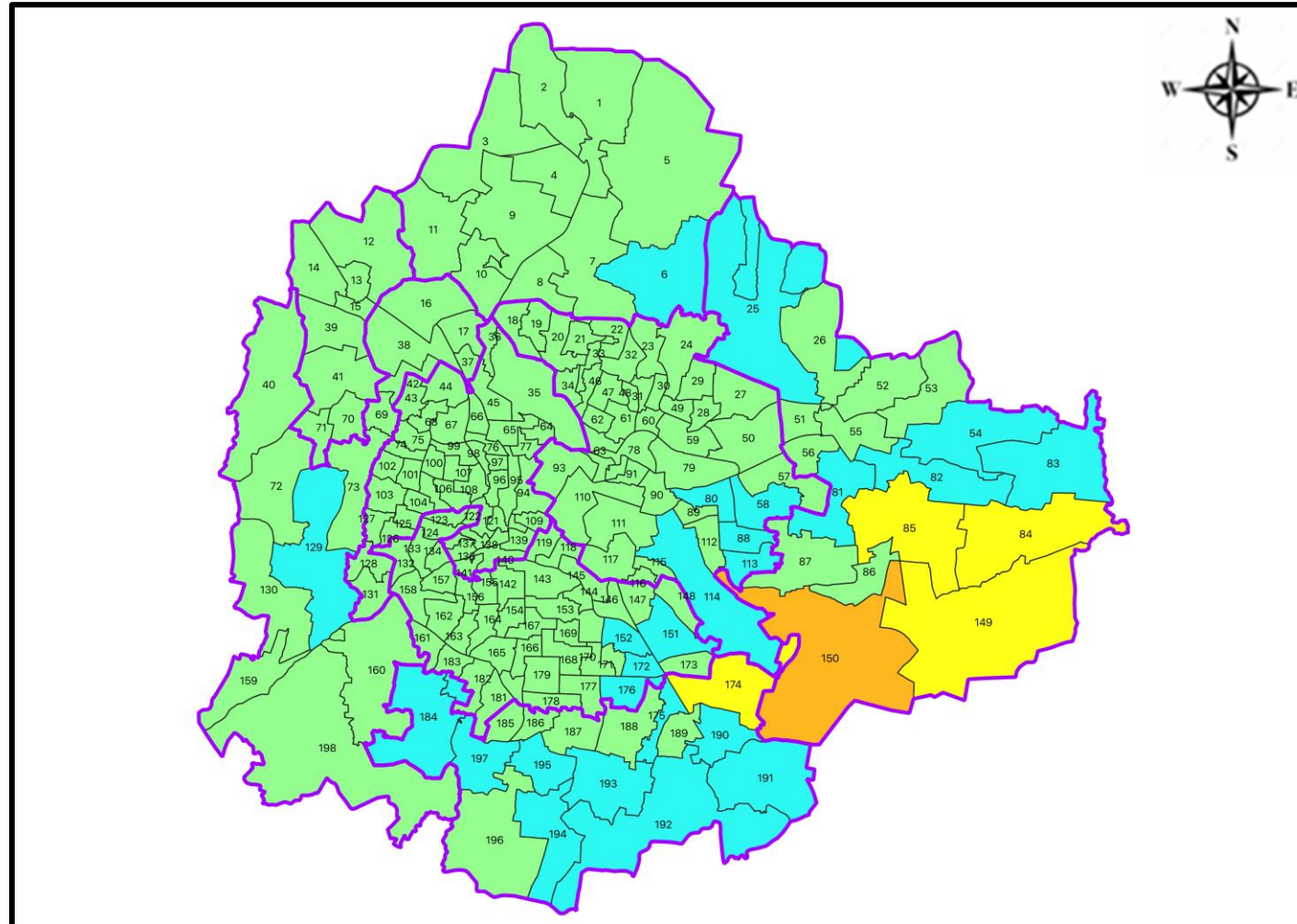
Ward No.	Ward Name	Daily Cases Average
150	Bellanduru	6
84	Hagadur	4
85	Dodda Nekkundi	3
174	HSR Layout	3
149	Varthuru	3
25	Horamavu	2
54	Hudi	2
80	Hoysala Nagar	2
192	Begur	2
81	Vijnana Nagar	1







Top 10 wards reporting least number of positive cases in last 7 days

Ward No.	Ward Name	Daily Cases Average
186	Jaraganahalli	0
180	Banashankari Temple Ward	0
177	J P Nagar	0
173	Jakkasandra	0
170	Jayanagar East	0
168	Pattabhiram Nagar	0
167	Yediyur	0
164	Vidyapeeta Ward	0
163	Katriguppe	0
161	Hosakerehalli	0



BENGALURU MAP SHOWING INTENSITY OF POSITIVE CASES IN LAST 7 DAYS



-  Level 1 : 0 to 5 Cases
-  Level 2 : 5 to 15 Cases
-  Level 3 : 15 to 30 Cases
-  Level 4 : 30 to 50 Cases
-  Level 5 : More than 50 Cases
-  Zone Boundaries

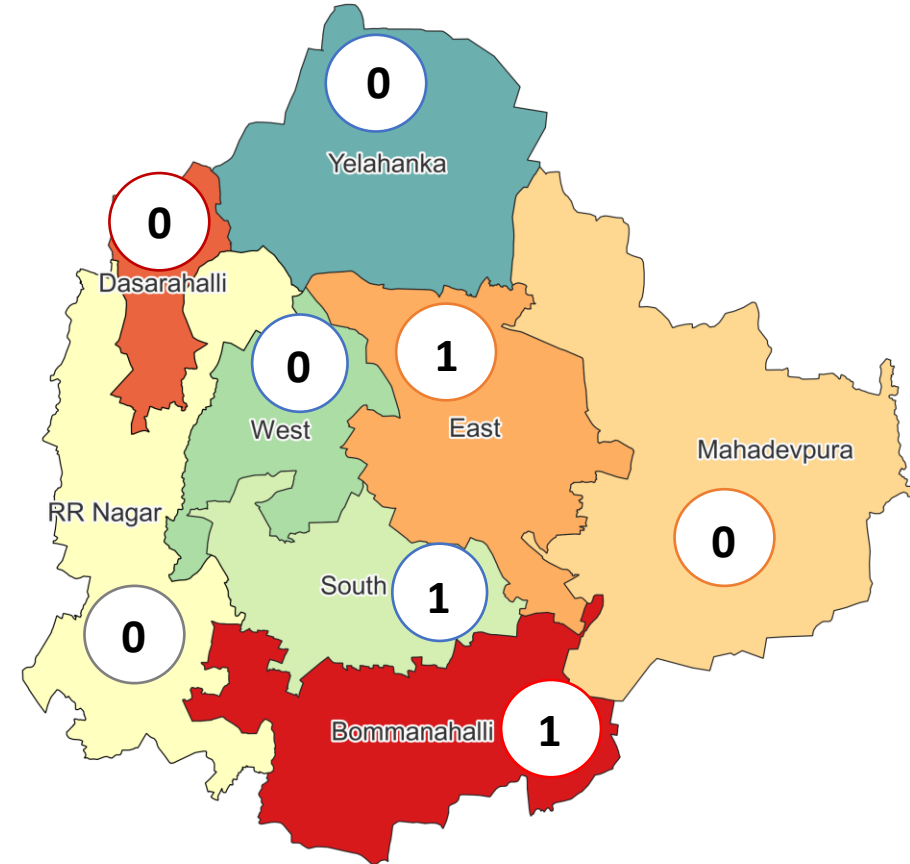


CONTAINMENT ZONE DETAILS



Zone Name	TOTAL CZs	Less Than 5 Cases	5 To 14 Cases	More Than 14 Cases
BOMMANAHALLI	1 (-)	1 (-)	0 (-)	0 (-)
DASARAHALLI	0 (-)	0 (-)	0 (-)	0 (-)
EAST	1 (-)	0 (-)	1 (-)	0 (-)
MAHADEVPURA	0 (-)	0 (-)	0 (-)	0 (-)
RR NAGAR	0 (-)	0 (-)	0 (-)	0 (-)
SOUTH	1 (-)	1 (-)	0 (-)	0 (-)
WEST	0 (-)	0 (-)	0 (-)	0 (-)
YELAHANKHA	0 (-)	0 (-)	0 (-)	0 (-)
TOTAL	3 (-)	2 (-)	1 (-)	0 (-)

Total Active Containment Zones



Types of Containment

Zone Name	Apartments	Individual House	Hostels/Quarters	Others	Schools/Colleges
BOMMANAHALLI	1 (-)	0 (-)	0 (-)	0 (-)	0 (-)
DASARAHALLI	0 (-)	0 (-)	0 (-)	0 (-)	0 (-)
EAST	0 (-)	1 (-)	0 (-)	0 (-)	0 (-)
MAHADEVPURA	0 (-)	0 (-)	0 (-)	0 (-)	0 (-)
RR NAGAR	0 (-)	0 (-)	0 (-)	0 (-)	0 (-)
SOUTH	1 (-)	0 (-)	0 (-)	0 (-)	0 (-)
WEST	0 (-)	0 (-)	0 (-)	0 (-)	0 (-)
YELAHANKHA	0 (-)	0 (-)	0 (-)	0 (-)	0 (-)
TOTAL	2 (-)	1 (-)	0 (-)	0 (-)	0 (-)

▲▼ : Shows increase and decrease in numbers as compared to previous day



GOVT. QUOTA COVID BED STATUS AS ON 17.03.2022



SR. NO.	Facility Type	No. of Hospital	Total Allocated Beds for C+ Patients					Occupied Beds for C+ Patients					Net Available Beds for C+ Patients				
			Gen Beds	HDU	ICU Beds	ICU-V	Total	Gen Beds	HDU	ICU Beds	ICU-V	Total	Gen Beds	HDU	ICU Beds	ICU-V	Total
1	Government Medical Colleges	4	120	255	33	27	435	0	1	0	1	2	120	254	33	26	433
2	Government Hospitals	18	637	292	74	95	1,098	1	2	0	0	3	636	290	74	95	1,095
3	Private Medical Colleges	12	178	200	66	35	479	0	0	3	0	3	178	200	63	35	476
4	Private Hospitals	32	181	61	49	42	333	1	0	1	5	7	180	61	48	37	326
5	Covid Care Centre	1	50					1					49				
Total Beds		67	1,166	808	222	199	2,395	3	3	4	6	16	1,163	805	218	193	2,379

* Status as on 17.03.2022 – 05:30 PM



ACTIVE PATIENTS ADMITTED UNDER GOVT. QUOTA

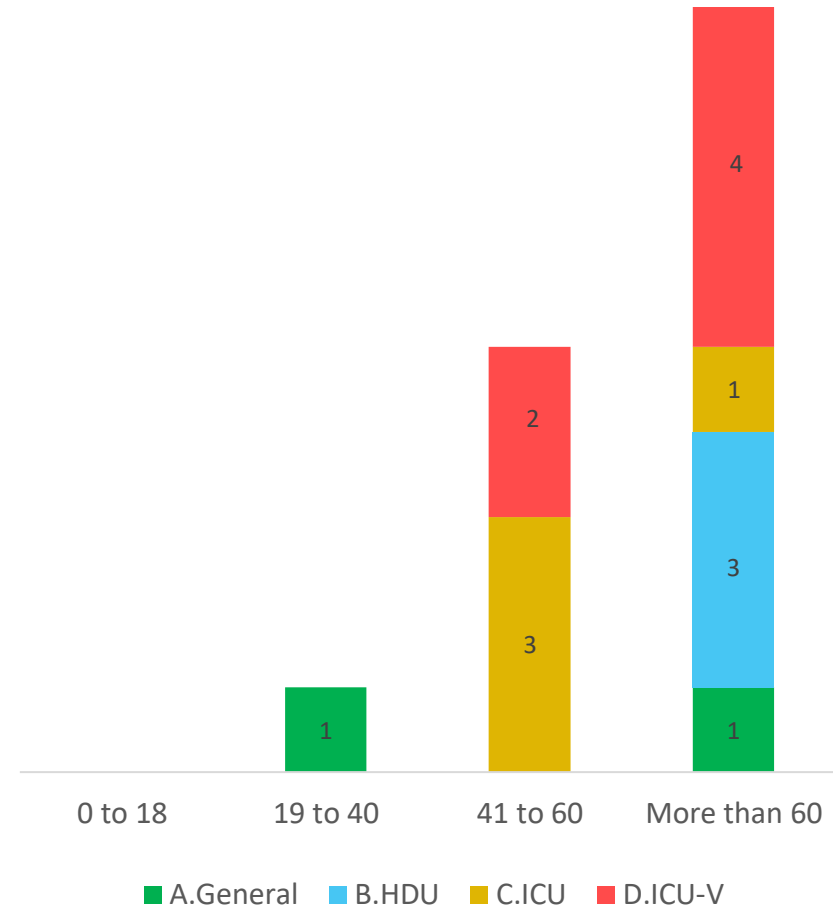


Admission By Bed Type And Number Of Days From Date Of Admission

Days in Hospital	General	HDU	ICU	ICU-V	Total
0 to 7 Days				1	1
8 to 14 Days					0
15 to 21 Days					0
Beyond 21 days	2	2	4	5	13
TOTAL	2	2	4	6	14

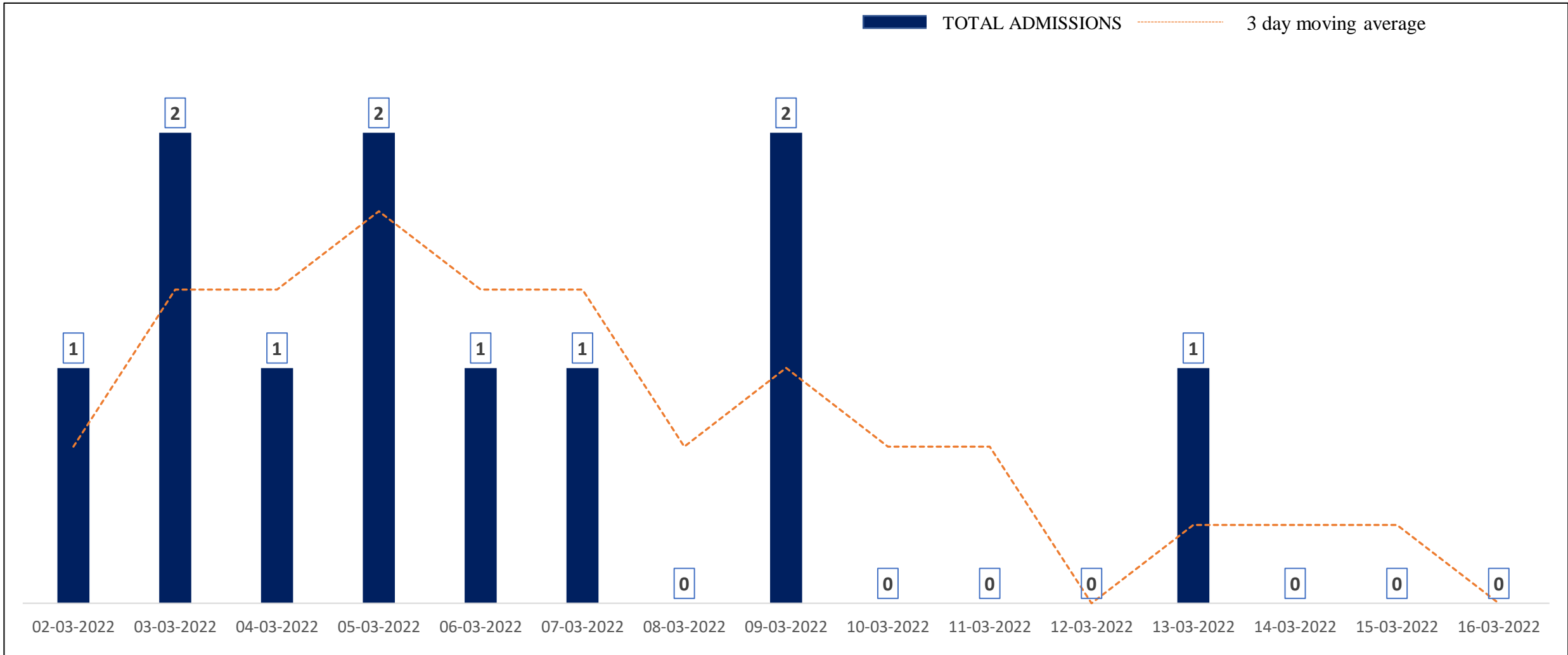
* Only Government Quota Admissions through CHBMS considered
 * Status as on 17.03.2022 – 04:00 PM

Age Group Distribution Of Active Hospital Admission





HOSPITAL ADMISSIONS LAST 15 DAYS TREND



* Only Government Quota Admissions through CHBMS considered

* Only Fresh Admissions considered

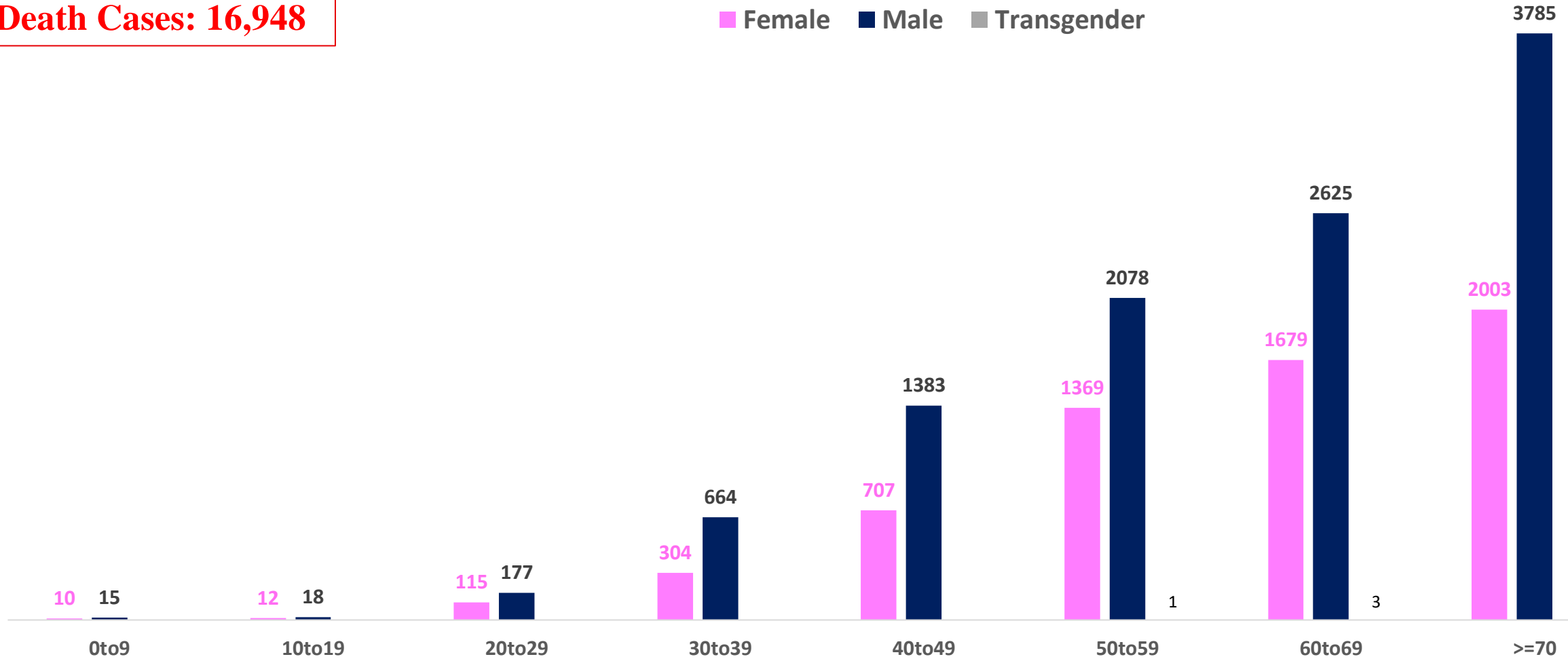


AGE AND GENDER WISE DISTRIBUTION OF DEATH CASES



Death Cases: 16,948

Female Male Transgender





VACCINATION COVERAGE AS ON 16.03.2022



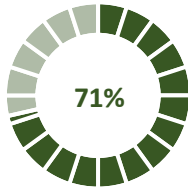
Total Doses Administered

1,81,75,625

▲ 11,973

Total 15-18 years Population : 4.42 Lakhs

1ST DOSE

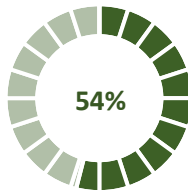


3,16,264

Doses administered

▲ 397

2ND DOSE



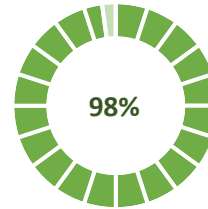
2,39,119

Doses administered

▲ 2,201

Total adult Population : 91.7 Lakhs

1ST DOSE

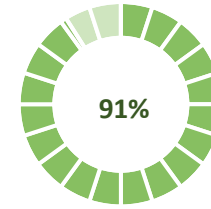


89,73,210

Doses administered

▲ 592

2ND DOSE



83,39,901

Doses administered

▲ 7,344

Priority Group*

* the numbers represent doses administered only

Health Care Workers

4,14,332

Doses administered

▲ 116

Frontline Workers

7,51,670

Doses administered

▲ 96

45 – 59 Years Coverage

Dose 1



16,90,711

Doses administered

▲ 68

Dose 2



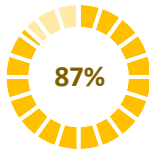
15,99,625

Doses administered

▲ 1,187

18 - 44 Years Coverage

Dose 1

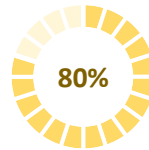


57,13,431

Doses administered

▲ 467

Dose 2



52,44,424

Doses administered

▲ 5,072

60 + Years Coverage

Dose 1



9,77,143

Doses administered

▲ 56

Dose 2



9,21,775

Doses administered

▲ 874

PRECAUTION DOSE



3,07,131

Doses administered

▲ 1,439

PRECAUTION DOSES ADMINISTERED

Health Care Workers

59,675

Booster Doses administered

▲ 227

Front Line Workers

45,118

Booster Doses administered

▲ 139

60 + Years Coverage

2,02,338

Booster Doses administered

▲ 1,073

▲ indicates the increase in last 24 hours



COVID-19 SCENARIO IN BENGALURU AND OTHER METROPOLITIAN CITIES



CITY NAME	Positive Cases	Active Cases	Recovered	Deceased	Vaccine Doses Administered
New Delhi	18,63,345	620	18,36,581	26,144	3,18,72,895
Bengaluru*	17,80,694	1,719	17,62,027	16,948	2,09,20,480
Mumbai	10,56,463	314	10,36,593	16,693	2,03,72,993
Chennai	7,50,812	297	7,41,447	9,068	1,00,78,454
Kolkata	4,47,192	272	4,41,264	5,656	96,51,850

Source : <https://dashboard.cowin.gov.in/> at 5:15pm (17.03.2022)
Source : <https://www.covid19bharta.in/> at 5:15pm (17.03.2022)

*includes BBMP & Bengaluru Urban



SNAPSHOT OF COVID-19 CASES IN BENGALURU URBAN



**Total Wards With
< =5 Cases* :
159**

**Tests Conducted
On 16.03.2022:
12,238**

**Recovery
Rate:
98.95%**

**Total
Active Cases :
1,719**

**Total Vaccinated on
16.03.2022:
11,973**

**Positivity
Rate* :
0.68%**

**Active
Rate:
0.10%**

**Case
Fatality Rate* :
0.86%**



*Total positive cases In the past 7 days

*CFR and positivity is for Past 7 days



ಬೃಹತ್ ಬೆಂಗಳೂರು ಮಹಾನಗರ ಪಾಲಿಕೆ
Bruhat Bengaluru Mahanagara Palike



Download BBMP Bulletin	https://apps.bbmpgov.in/covid19/mediabulletin.php
For BBMPCovid19 Bed Status:	https://apps.bbmpgov.in/covid19/en/Bedstatus.php
To register for vaccination :	https://selfregistration.cowin.gov.in/
BBMP COVID19 Dashboard:	https://apps.bbmpgov.in/covid19/
Follow us on:	 www.facebook.com/bbmp.comm1/
	 twitter.com/BBMPCOMM

Issued by:

Honorable Chief Commissioner, BBMP
Special Commissioner Health & IT, BBMP
MD, Bengaluru Smart City Limited

THANK YOU !

